



PRELIMINARY ENGLISH TEST
for Schools

Reading and Writing

*

SAMPLE PAPER 5

Time 1 hour 30 minutes

INSTRUCTIONS TO CANDIDATES

Do not open this question paper until you are told to do so.

Write your name, centre number and candidate number on your answer sheets if they are not already there.

Read the instructions for each part of the paper carefully.

Answer all the questions in Reading Parts 1 – 5 and Writing Parts 1 and 2.

Answer only **one** question from Writing Part 3.

Read the instructions on the answer sheets.

Write your answers on the answer sheets. Use a pencil.

You **must** complete the answer sheets within the time limit.

At the end of the test, hand in both this question paper and your answer sheets.

INFORMATION FOR CANDIDATES

READING

Questions **1 – 35** carry one mark.

WRITING

Questions **1 – 5** carry one mark.

Part 2 (Question **6**) carries five marks.

Part 3 (Question **7** or **8**) carries fifteen marks.

*

Reading • Part 1

Questions 1 – 5

Look at the text in each question.

What does it say?

Mark the correct letter **A**, **B** or **C** on your answer sheet.

Example:

0



Why has Petra sent this text?

- A** She's inviting Vicki to stay with her.
- B** She wants to meet Vicki at school.
- C** She's hoping Vicki will cook dinner.

Answer:

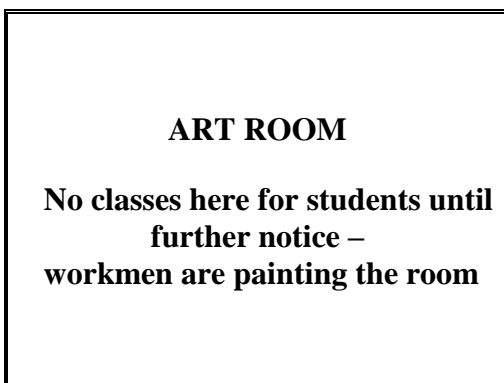
0	A	B	C
<input checked="" type="checkbox"/>	<input type="checkbox"/>	<input type="checkbox"/>	<input type="checkbox"/>

1



- A** Jack's football boots are probably not in a good condition.
- B** Jack may be prepared to accept less than 25 euros for his boots.
- C** Jack is keen to obtain some new football boots in size 42.

2



- A** See the noticeboard nearby for details about the art classes.
- B** Students should only go into this room if they wish to do some painting.
- C** Classes will not be held in here until the painting is finished.

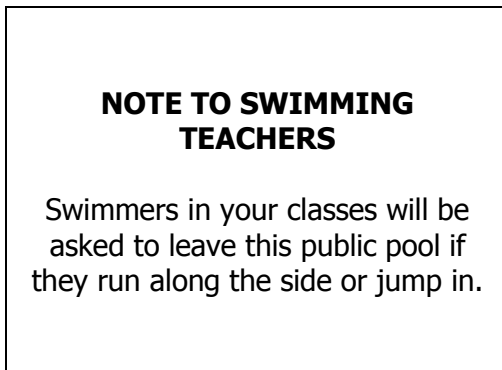
3



Sarah is asking whether Jane

- A** is bringing any friends to the party with her.
- B** knows how big the party is going to be.
- C** thinks anyone from outside school can attend the party.

4



- A** Swimmers may only practise jumping into the pool if they are with a teacher.
- B** Swimmers who break the rules may not continue the class with their teacher.
- C** Swimmers and their teachers must only use this side of the pool for classes.

5



- A** It's as cheap for two people to eat here as one.
- B** Two people can choose whatever they want to eat and still pay less.
- C** Special meals are twice the normal size.

Reading • Part 2

Questions 6 – 10

The teenagers below all want to visit a sea life centre.

On the opposite page there are descriptions of eight sea life centres.

Decide which sea life centre would be the most suitable for the following people.

For questions **6 – 10**, mark the correct letter (**A – H**) on your answer sheet.

6



Maria is studying sea creatures that are disappearing due to environmental changes, and wants to attend a talk about them. She's also interested in learning about what's living on the beaches nearby.

7



Cameron's art project is on colourful fish so he wants to draw some, and take home some photos of unusual sea creatures. He and his family also want to swim at the centre afterwards.

8



Josh is interested in tiny sea animals, and wants to actually handle them and learn what conditions they need to live in. He'd also enjoy seeing a feeding session for the larger creatures.

9



Harry is interested in creatures living in cold climates, and how they find food. He'd like to create something for his art homework too, and learn about photographing underwater wildlife.

10



Samantha would love to swim with fish at the centre. She'd also like to learn about a range of sea environments, and about unusual creatures living at the bottom of our oceans.

Centres

A Goldenwave

Come and see the variety of warm sea environments at this centre – and creatures so small you might not have noticed them living on the beach, or the most beautiful fish living in our oceans. Bring your camera and learn to take the best photos ever!

B Rockwater

We have sea creatures from both warm and cooler waters in our huge glass tanks. You can even go into the water in one, accompanied by staff – ask at the desk! We've also got fish that are rarely seen, as they're normally found in the very deepest water on our planet. No photography is allowed.

C Splashdown

Perfect for family fun – our tropical swimming pool that's only divided from the penguins next door by a wall of glass! See them swimming in their pool while you're in yours! And don't miss their mealtimes - watch as they dive for their food.

D Waterlife

We've got some of the rarest fish in the world, and the most beautiful. See the clown fish with its bright yellow and white stripes! Cameras aren't allowed, but amazing professional pictures are available in our shop. Then once you've seen everything, relax in our fantastic warm pool – strictly for humans!

E Brightworld

Many creatures here are normally found in environments with low temperatures, such as our big group of penguins. Come and see our amazing displays of photos showing these birds diving for their supper! There are also short talks on using your camera for great shots of fish, and painting sessions, too.

F Marine Life

Keen to protect our oceans? Come and see the work we're doing – there are presentations about it every hour. For example, we try to help shark numbers worldwide remain at healthy levels. And visit our amazing rock pool displays full of tiny creatures, typical of ones that make their homes near the sea just metres away!

G Oceanwatch

The focus is on science here – there are films throughout the day about oceans around the world and the environmental problems facing marine wildlife. There's plenty to learn, and lots of souvenirs to buy! Free brochures full of information.

H Waterlife

See some of the smallest sea life such as shrimps and starfish at our rock pool display - and even pick them up! Find out how clean sea water is essential to these creatures, and the effects of pollution. And don't miss watching the penguins and seals have their lunch – that's really popular!

Reading • Part 3

Questions 11 – 20

Look at the sentences below about a rock climbing trip.

Read the text on the opposite page to decide if each sentence is correct or incorrect.

If it is correct, mark **A** on your answer sheet.

If it is not correct, mark **B** on your answer sheet.

- 11** Samantha and her father travelled a great distance to the place where they went climbing.
- 12** The place where Samantha and her dad got off the boat was very cheerful-looking.
- 13** They were disappointed by the accommodation and the transport provided.
- 14** There were still a number of climbing routes on the island waiting to be explored.
- 15** Samantha found her climb easy because the route she took had been prepared for climbers.
- 16** Samantha thinks the island is generally a safer climbing location than most others.
- 17** Samantha liked the fact that she could chat with people her age after a day's climbing.
- 18** Samantha had difficulty with the technique of using the rope to make herself safe.
- 19** Samantha found climbing up the cliff harder than her friend from home did.
- 20** Samantha and her dad said they would return one day to the beach they found.

CLIMBING TRIP

by Samantha Davis

My dad and I have both done a bit of climbing at our local sports centre. So we decided to go on a trip together, climbing the high rocks along the coastline of a small island. Although it wasn't far from where we live, the journey across the sea took quite a long time – but it was worth it!

As we approached the island, Dad pointed out the rocks covered in colourful plants, wild goats and bees, which were once the only signs of life on this now popular place for visitors. The island has become well-known as a climbing venue and the ferry we took across to the island was full of climbers carrying boots and backpacks.

We arrived at the island's harbour, full of brightly-coloured houses lit by the early-morning sun. We were met by a driver in an ancient old car, arranged by the travel company we'd booked with. The driver took us to the tiny apartment, which, like the car, had seen better days, but it was comfortable and we weren't going to spend much time there anyway.

There are lots of possible climbs up the island's rocks, and not all of them have been discovered by climbers, but many have places clearly marked out so climbers can easily see where to put their hands and feet. All we needed were shoes, ropes and the equipment for attaching the rope to the rocks, although despite the markings on the rocks, I still had problems! Anyway, climbing is obviously not without risk, and things can still go wrong, but you're far less likely to get into difficulties on the island.

There was a wide range of climbers, both in ability and age, so there was no need for my previous worries about being the only teenager. Away from the rocks and back in the town, there was a very sociable atmosphere in the cafes, where we compared notes on what we'd achieved that day.

One day, our climbing destination was a rough cliff, with very little to put my hands and feet on. It was amazing how quickly I learnt to attach my rope onto the rock to avoid falling as I climbed! Then I realised the boy climbing next to me was someone I knew. We waved, smiled and moved on, although he seemed to find the rock far less of a challenge!

Once Dad and I were down at ground level again, we stopped at a beach, which was deserted. We walked along with our feet in the water and promised ourselves that it wouldn't be the last time that we sat on that stretch of beach.

Reading • Part 4

Questions 21 – 25

Read the text and questions below.

For each question, mark the correct letter **A**, **B**, **C** or **D** on your answer sheet.

Water-skiing barefoot by Dan Thomas

Have you ever been barefoot water-skiing? It's just like normal water-skiing, being pulled along behind a boat at 40 mph – but without any skis! It sounds scary but it's amazing! My cousin used to take me water-skiing, and that's where I first learnt to stand up and balance. But I moved on to barefooting when I did it for a laugh with some mates. And I loved it!

Barefoot water-skiing is one of the most popular watersports there is – to watch, anyway! When someone jumps really high and then lands, it's awesome. And you don't need expensive stuff like boards, although a wetsuit's a good idea. But catching your toes on things in the lake can hurt. I guess you can't help getting water up your nose when you start learning, too, as you have to lie almost flat in the water before you pull yourself up – but it's OK.

Now I'm experienced, I've learnt not to attempt new moves in rough water as it never goes well. Instead, I make sure I limit myself to skiing directly behind the boat, where the water's calmer. I ask the boat drivers to warn me about big waves coming, although they can't always see them.

Finding time to practise regularly is hard as I'm still at school – but then it's not as if I'm into winning prizes and stuff. But if I want to learn a new move, I need to repeat it over and over, and that's not easy in winter when it's cold. Lots of skiers say they'll continue during cold weather, but not many do. So I'm often the only one out on the lake!

- 21** What is Dan trying to do in this text about barefoot water-skiing?
- A** explain why he's determined to become a champion
 - B** convince people that his sport is both safe and easy
 - C** suggest the best ways to begin learning his sport
 - D** describe what he does to get better at his sport
- 22** Dan started barefoot water-skiing when
- A** he tried it out just for fun.
 - B** he realised how easy it was to do.
 - C** he was taught how to do it by his cousin.
 - D** he was persuaded by friends to have a go.

23 What does Dan think are the disadvantages of barefoot water-skiing ?

- A** Although not much equipment is needed, it isn't cheap.
- B** If your feet hit something in the water, it's painful.
- C** If you start in the wrong position, you breathe in water.
- D** Although you jump higher without skis, it's harder to land.

24 How does Dan feel about skiing in rough water?

- A** confident that his boat drivers will keep him safe
- B** annoyed about having to ski inside a limited area
- C** unwilling to try anything he hasn't practised before
- D** certain of his ability to handle difficult conditions

25 What might Dan write to a friend about his barefoot water-skiing?

A I'm one of the few people who avoids going once the weather gets a bit colder!

B The boat travels along in the water at quite a speed, but it's not as frightening as you'd think!

C It's a fantastic water sport to watch – it's just a shame more people don't enjoy going to see it.

D If I can fit enough practice of the sport in with my studies, I'm hoping to win a prize.

Reading • Part 5

Questions 26 – 35

Read the text below and choose the correct word for each space.
For each question, mark the correct letter **A**, **B**, **C** or **D** on your answer sheet.

Example:

0 **A** get **B** help **C** have **D** give

Answer:

0	A	B	C	D
	<input checked="" type="checkbox"/>	<input type="checkbox"/>	<input type="checkbox"/>	<input type="checkbox"/>
	<input type="checkbox"/>	<input type="checkbox"/>	<input type="checkbox"/>	<input type="checkbox"/>
	<input type="checkbox"/>	<input type="checkbox"/>	<input type="checkbox"/>	<input type="checkbox"/>

WATER

You're thirsty and you **(0)** yourself a glass of water. Do you ever **(26)** how old that water really is? The glass of water that you're **(27)** to drink may have fallen from the sky as rain only last week. However, water itself has been around pretty much as **(28)** as the earth has! In fact, **(29)** oceans, seas and rivers cover 70% of the earth, there is a **(30)** supply of water, which keeps on moving round the earth. This is **(31)** of what's known as the water cycle. The sun heats up water and it turns into clouds, which are **(32)** from water vapour. When the clouds become **(33)** , the water falls back onto the earth as rain.

Of course, clean water is absolutely essential for good health. The amount of safe drinking water has gone up around the world, but **(34)** one billion people still lack easy **(35)** to clean water.

- 26** **A** decide **B** enquire **C** wonder **D** suggest
- 27** **A** around **B** ahead **C** along **D** about
- 28** **A** soon **B** far **C** early **D** long
- 29** **A** unless **B** although **C** until **D** despite
- 30** **A** limited **B** narrow **C** slim **D** lacking
- 31** **A** except **B** due **C** because **D** instead
- 32** **A** risen **B** formed **C** raised **D** found
- 33** **A** strong **B** heavy **C** complete **D** broad
- 34** **A** mostly **B** particularly **C** approximately **D** totally
- 35** **A** access **B** admission **C** entry **D** contact

Writing • Part 1

Questions 1 – 5

Here are some sentences about going to see a comedy film.

For each question, complete the second sentence so that it means the same as the first.

Use no more than three words.

Write only the missing words on your answer sheet.

You may use this page for any rough work.

Example:

0 A new comedy film came to our local cinema last week.

There was a new comedy film our local cinema last week.

Answer:

0

at

1 My mum gave me some money to go and see the film.

I was some money by my mum to go and see the film.

2 I asked my friend Jack if he wanted to go to the cinema with me.

'Do to go to the cinema with me, Jack?' I asked.

3 We bought some chocolate to eat during the film.

We bought some chocolate to eat while we watching the film.

4 I've never seen such a funny film.

It was the film I've ever seen.

5 I prefer comedy films to science fiction.

I'd rather watch comedy films science fiction.

Writing • Part 2

Question 6

You are going to take part in a skateboarding competition, but your skateboard is broken.

Write a note to your friend Danny. In your note you should

- explain how your skateboard broke
- ask to borrow Danny's skateboard
- say when you will need it.

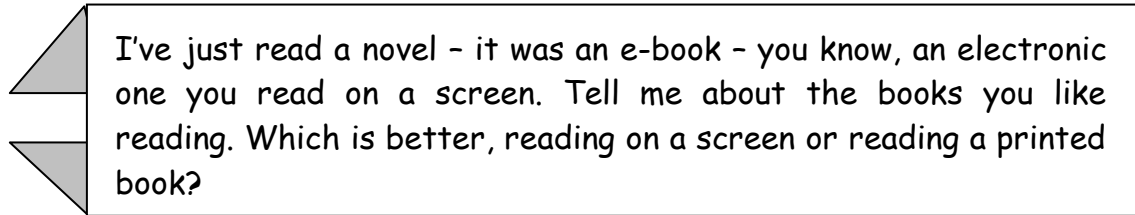
Write **35-45 words** on your answer sheet.

Writing • Part 3

Write the answer to **one** of the questions (**7** or **8**) in this part.
Write your answer in about **100 words** on your answer sheet.
Tick the box (Question **7** or Question **8**) on your answer sheet to show which question you have answered.

Question 7

- This is part of a letter you receive from an English friend.



- Now write a letter, answering your friend's questions.
- Write your **letter** in about 100 words on your answer sheet.

Question 8

- Your English teacher wants you to write a story.
- This is the title for your story:

An exciting morning

- Write your **story** in about 100 words on your answer sheet.

**Do not write your answer
on this page.**

**You must write your answer for
Writing Part 3 on
the separate answer sheet.**

**Do not write your answer
on this page.**

**You must write your answer for
Writing Part 3 on
the separate answer sheet.**



**PRELIMINARY ENGLISH TEST
for Schools**

Listening

*

SAMPLE PAPER 5

Time Approximately 35 minutes (including 6 minutes' transfer time)

INSTRUCTIONS TO CANDIDATES

Do not open this question paper until you are told to do so.

Write your name, centre number and candidate number on your answer sheet if they are not already there.

Listen to the instructions for each part of the paper carefully.

Answer all the questions.

While you are listening, write your answers on the question paper.

You will have 6 minutes at the end of the test to copy your answers onto the separate answer sheet. Use a pencil.

At the end of the test, hand in both this question paper and your answer sheet.

INFORMATION FOR CANDIDATES

There are four parts to the test.

Each question carries one mark.

You will hear each piece twice.

For each part of the test there will be time for you to look through the questions and time for you to check your answers.

*

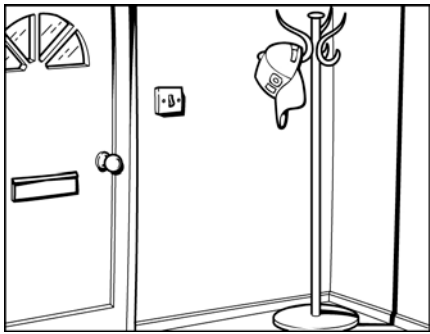
500/2414/0

Listening • Part 1

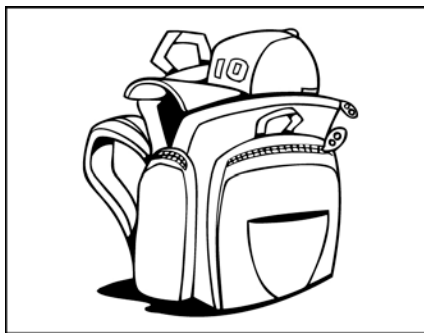
Questions 1 – 7

There are seven questions in this part.
For each question there are three pictures and a short recording.
For each question, choose the correct answer **A**, **B** or **C**.


Example: Where is the girl's hat?



A




B



C

1 What did Kieran give Mick as a birthday present?



A




B



C


2 Which picture is the girl describing?



A



B



C

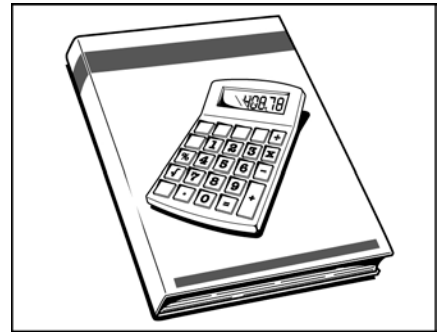
3 What subject is the teacher teaching?



A




B

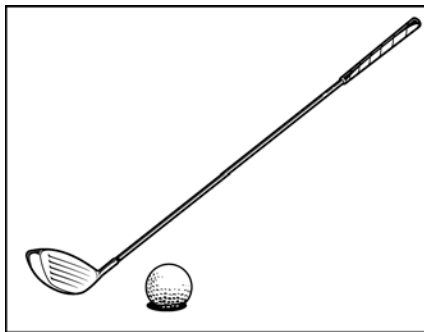


C


4 What sport are the girls going to play?



A



B



C


5 Which picture shows Jake now?



A



B




C


6 What is Sally going to wear to the party?



A




B




C


7 How did the girl and her family travel to Brightland?



A



B



C

Listening • Part 2

Questions 8 – 13

You will hear a professional photographer called Karen giving a talk at a school. For each question, choose the correct answer **A**, **B** or **C**.

- 8** Why did Karen become interested in photography?
- A** She thought she could earn money from it.
 - B** Her father encouraged her to do it.
 - C** She was keen on all forms of art.
- 9** What kind of professional photography does Karen find the most difficult?
- A** weddings
 - B** advertising
 - C** sports
- 10** What does Karen spend most time doing?
- A** taking pictures
 - B** using her computer
 - C** organising the business
- 11** What does Karen enjoy most?
- A** pleasing her customers
 - B** travelling to new places
 - C** getting her work in magazines
- 12** Karen thinks that photographers' websites should
- A** have a simple design.
 - B** provide detailed information.
 - C** show the latest photos.
- 13** What advice does Karen give to young photographers?
- A** Join a photography club.
 - B** Take photos as often as you can.
 - C** Find out what people think of your pictures.

Listening • Part 3

Questions 14 – 19

You will hear a recorded message about the Bristol Music Centre. For each question, fill in the missing information in the numbered space.

Bristol Music Centre

Courses available now:

- how to play the guitar
- the history of **(14)**

Careers training:

- how to become a successful **(15)**

Help for bands:

Cost of using the concert hall at the Centre on a Saturday: **(16)** £.....

Also available for use: **(17)**

Information:

Email address: **(18)** @musiccentre.com

Phone number: **(19)**

Listening • Part 4

Questions 20 – 25

Look at the six sentences for this part.

You will hear a boy called Jim and his sister Liz talking about housework.

Decide if each sentence is correct or incorrect.

If it is correct, choose the letter **A** for **YES**. If it is not correct, choose the letter **B** for **NO**.

	YES	NO
20 Jim helps more now with the housework than he did in the past.	A	B
21 Liz and Jim agree that their father should do more housework.	A	B
22 Liz thinks her mother spends too much time ironing.	A	B
23 Liz feels that dishwashers save a lot of time.	A	B
24 They both dislike cleaning the fridge.	A	B
25 Jim likes to keep his bedroom tidy.	A	B

**Preliminary English Test
Speaking Test**

Part 1 (2-3 minutes)

Phase 1
Examiner

A/B Good morning / afternoon / evening.
Can I have your mark sheets, please?

(Hand over the mark sheets to the Assessor.)

A/B I'm and this is
He / she is just going to listen to us.

A Now, what's your name?
Thank you.

B And what's your name?
Thank you.

Back-up prompts

B Candidate B, what's your surname?
How do you spell it?

Thank you.

How do you write your family
/ second name?

A And, Candidate A, what's your surname?
How do you spell it?

Thank you.

How do you write your family
/ second name?

(Ask the following questions. Use candidates' names throughout. Ask Candidate A first.)

Where do you live / come from?

Do you live in ...?

Adult students

Do you work or are you a student in ...?
What do you do / study?

Have you got a job?
What job do you do? / What
subject(s) do you study?

School-age students

Do you study English at school?
Do you like it?

Do you have English
lessons?

Thank you.

(Repeat for Candidate B.)

Phase 2
Examiner

(Select one or more questions from the list to ask each candidate. Use candidates' names throughout. Ask Candidate B first.)

Back-up prompts

Do you enjoy studying English? Why (not)?

Do you like studying English?

Do you think that English will be useful for you in the future?

Will you use English in the future?

What did you do yesterday evening / last weekend?

Did you do anything yesterday evening / last weekend? What?

What do you enjoy doing in your free time?

What do you like to do in your free time?

Thank you.

(Introduction to Part 2)

In the next part, you are going to talk to each other.

Speaking Test (History trip)

Part 2 (2-3 minutes)

Examiner

Say to both candidates:

I'm going to describe a situation to you.

A teacher wants to get his students more interested in history, so he is going to take them on a class trip. Talk together about the different places they could visit and say which the students would find most interesting.

Here is a picture with some ideas to help you.

*Ask both candidates to look at picture * on page * of the Student's Book and repeat the frame.*

I'll say that again.

A teacher wants to get his students more interested in history, so he is going to take them on a class trip. Talk together about the different places they could visit and say which the students would find most interesting.

All right? Talk together.

Allow the candidates enough time to complete the task without intervention. Prompt only if necessary.

Speaking Test
Having fun with friends

Part 3 (3 minutes)

Examiner
Say to both
candidates:

Now, I'd like each of you to talk on your own about something. I'm going to give each of you a photograph of **friends having fun together**.

Candidate A, here is your photograph. (Ask candidate A to look at photo B on page * of the student's book.) Please show it to Candidate B, but I'd like you to talk about it. Candidate B, you just listen. I'll give you your photograph in a moment.

Candidate A, please tell us what you can see in your photograph.

(Candidate A)

Approximately one minute

If there is a need to intervene, prompts rather than direct questions should be used.

Ask Candidate A to close his/her book.

Examiner

Now, Candidate B, here is your photograph. It also shows **friends having fun together**. (Ask Candidate B to look at photo A on page * of the student's book.) Please show it to Candidate A and tell us what you can see in the photograph.

(Candidate B)

Approximately one minute

Ask the candidates to close their books before moving to Part 4.

Part 4 (3 minutes)

Examiner
Say to both
candidates:

Your photographs showed **friends having fun together**. Now I'd like you to talk together about when **you** have fun with your friends and **what** you and your friends enjoy doing together.

*Allow the candidates enough time to complete the task without intervention.
Prompt only if necessary.*

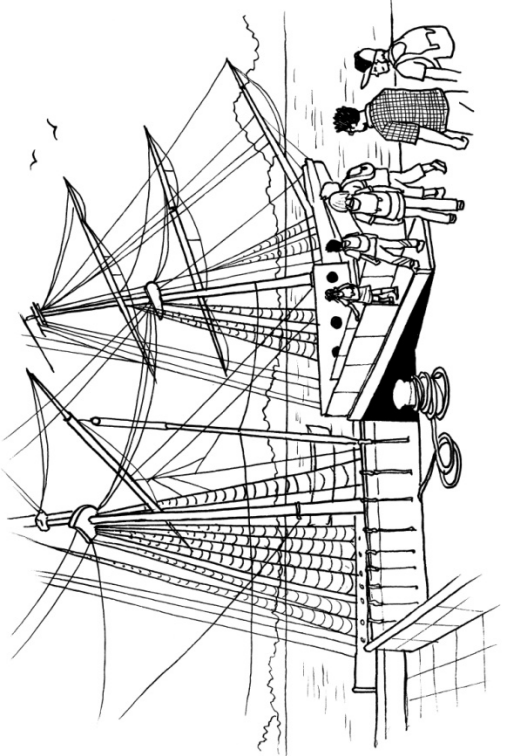


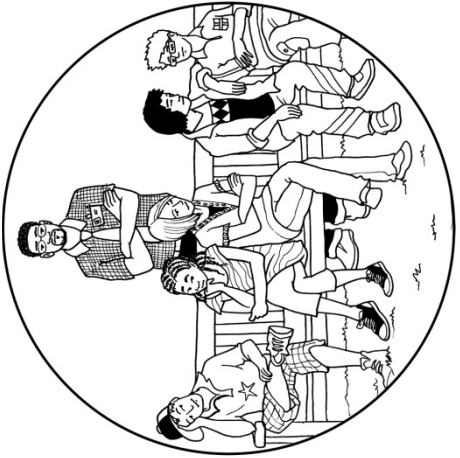


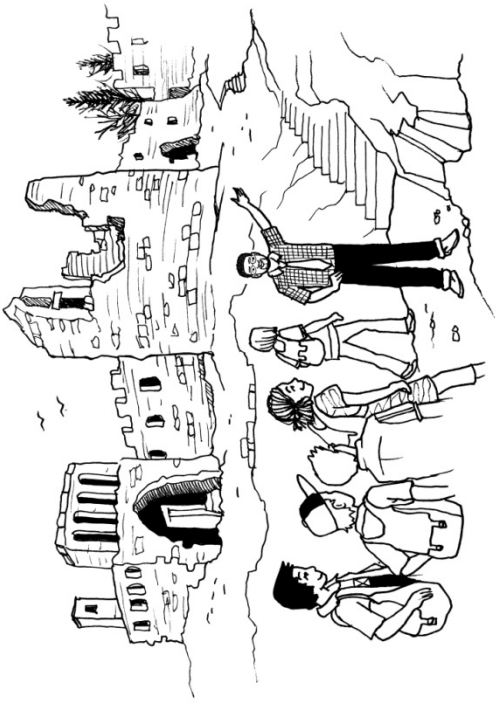
Thank you. That's the end of the test.

Back-up Prompts

1. Talk about when **you** have fun with your friends
2. Talk about **what** you and your friends enjoy doing together.
3. Talk about the places you and your friends **enjoy** going to.
4. Talk about things **you** like doing on your **own**.



Parts 3 & 4 should take about **6 minutes** together.



Preliminary English Test - Sample Paper 5

Speaking Test – parts 3 & 4

A





B

Rubric: Cambridge English, Preliminary English Test for Schools - Listening.

There are four parts to the test. You will hear each part twice. For each part of the test there will be time for you to look through the questions and time for you to check your answers.

Write your answers on the question paper. You will have six minutes at the end of the test to copy your answers onto the answer sheet.

The recording will now be stopped.

Please ask any questions now, because you must not speak during the test.

PAUSE 00'05"

Rubric: Now open your question paper and look at part 1.

PAUSE 00'02"

Rubric: There are seven questions in this part. For each question there are three pictures and a short recording. For each question choose the correct answer, A, B or C.

Rubric: Before we start, here is an example.

Where is the girl's hat?

F1: Where's your new hat Sally? I hope you haven't left it on the school bus.

F2: Don't worry Mum. I put it in my school bag because I was too hot.

F1: Are you sure? I can't see it there. You probably dropped it in the road somewhere.

F2: Oh, here it is – hanging in the hall. [sheepishly] I forgot to take it this morning.

PAUSE 00'05"

Rubric: The answer is A.

Look at the three pictures for question 1 now.

PAUSE 00'05"

Rubric: Now we are ready to start. Listen carefully. You will hear each recording twice.

Rubric: 1 – What did Kieran give Mick as a birthday present?

GIRL Did you go to Mick's birthday party on Saturday, Kieran?

BOY Yeah. His sixteenth. You couldn't come, could you? He had about 40 guests, and a huge cake. It was brilliant.

GIRL Cool! Did Mick get many presents?

BOY Yeah, quite a few. I was going to get him a bike helmet but then he told me he was already getting one from his parents, so I just brought along a card. I'll get him something another time. Anyway, he enjoyed his birthday, and that's what counts.

GIRL It's a shame I couldn't go.

90 words

PAUSE 00'05"

Rubric: Now listen again.

REPEAT

PAUSE 00'05"

Rubric: 2 – Which picture is the girl describing?

BOY Who are these guys in the picture with you? They look like twins!

GIRL That's because they are! They're my cousins, John and David. This picture was taken last time I saw them.

BOY So... how can you tell the difference? Is one taller than the other, or anything like that?

GIRL Well, there's not really any obvious difference. Except their voices, which are totally different. John's is deeper. But somehow, I don't know, I always

know which one is which. Maybe because I've known them all my life.

BOY Right. I see...

89 words

PAUSE 00'05"

Rubric: Now listen again.

REPEAT

PAUSE 00'05"

Rubric: 3 – What subject are the students going to practise?

TEACHER Right everybody, I've got a question for you, and I want you to concentrate. There's a town. Here's a picture of it in the north of Scotland, and it's got these three famous buildings, which are shown here. Anyway, what is the average age of these buildings? The church was completed in 1580, the museum was built in 1921, and the bridge in 1794. Right, well let's see if you can work that out. I'll give you one minute. Discuss your answers in groups when you're ready.

87 words

PAUSE 00'05"

Rubric: Now listen again.

REPEAT

PAUSE 00'05"

Rubric: 4 – What sport are the girls going to play?

- ANN Do you fancy a game this afternoon? I want to try out my new racket.
- MAY Well, I don't think the nets are up yet. And it looks a bit wet outside, so... I don't know, it's not really ideal weather, is it?
- ANN That's not a problem – we can play on the indoor court. It's free if you're a member of the sports club.
- MAY Of course and you are, aren't you? OK, can you make sure you remember the balls this time! Shall we meet on the court. Three o'clock?

90 words

PAUSE 00'05"

Rubric: Now listen again.

REPEAT

PAUSE 00'05"

Rubric: 5 – Which picture shows Jake now?

(phone)

- GIRL Hi Jake, I heard you had a bad fall off your skateboard. Are you OK?
- BOY Well, not great. I didn't realise I'd broken my ankle.
- GIRL Oh no.
- BOY The only thing I noticed was my arm because it was bleeding, so I went to hospital and they put a bandage on it. They did some tests and discovered about my ankle. The nurses were great though.
- GIRL And can you walk OK?
- BOY Not without sticks I'm afraid. It'll be a while before I'm back on my skateboard. Still, everybody's giving me lots of attention.

92 words

PAUSE 00'05"

Rubric: Now listen again.

REPEAT

PAUSE 00'05"

Rubric: 6 – What is Sally going to wear to the party?

TINA So Sally, what are you going to wear to the party?

SALLY Well, I thought about wearing that smart new red dress, you know, that long one.

TINA Yeah, but the invitation just said 'casual' didn't it? You should wear your black wool skirt, and that striped blouse you've got.

SALLY What about just jeans and a sweatshirt? That's what I wore last time, and some people were wearing the same sort of thing. Oh, actually, maybe that's too casual, yes, you know what, I think you're right. I'm going to take your advice.

91 words

PAUSE 00'05"

Rubric: Now listen again.

REPEAT

PAUSE 00'05"

Rubric: 7 – How did the girl and her family travel to Brightland?

JACK How was your holiday in Brightland?

NINA Great. It was a lovely island. Mum and dad enjoyed it too. It was our first time there.

JACK Did you fly?

NINA Well, the original plan was to get a sea crossing and just put the car on the ferry, but it turned out that cost more. So we ended up going by air, and then we hired a car when we got there. Driving around is the best way to see as much as you can. Mum and dad want to go back next year.

91 words

PAUSE 00'05"

Rubric: Now listen again.

REPEAT

PAUSE 00'05"

Rubric: That is the end of part 1.

PAUSE 00'10"

Rubric: Now turn to part 2, questions 8 to 13.

Rubric: You will hear a professional photographer called Karen giving a talk at a school.

For each question, choose the correct answer A, B or C.

You now have 45 seconds to look at the questions for part 2.

PAUSE 00'45"

Rubric: Now we are ready to start. Listen carefully. You will hear the recording twice.

[.....]

Hello, everybody. I'd like to tell you a bit about what it's like to be a professional photographer. I got into photography at the age of 12, and at the time, I hardly realised it could be something you do to earn money. I was interested in painting, drawing, everything like that, so for me it was just another way to be creative. I borrowed a camera from my dad, which he rarely used, but I don't think he expected me to be any good.

So, what kind of work does a professional photographer do? Plenty of it is

photographing weddings – it takes patience to get the right pictures, but it's enjoyable. With sports photography timing is all-important, and I've had a lot of success. I'm now doing more work for advertising, and it's been incredibly challenging trying to be original. As a photographer, you find your career's always changing.

You might expect that I spend most of my time out taking photos. Well, I wish I did, but people don't realise how many hours are spent on the PC selecting and improving pictures. There's also arranging contracts and dealing with payments – that's a huge job, though I have an assistant who does all that for me now. It makes my life so much easier as organising things can take up so much time.

People often ask me what I enjoy most. I always like to show my pictures to whoever's paying me as soon as I can, and nothing beats seeing the smile on their face when they see a picture they really like. And that makes all those long journeys worth it, as I do have to travel a lot in this profession. My next goal is to get my photos into the top magazines. That'd be brilliant.

Now I often get asked about the design of websites for photographers. I think it's important to avoid making the screen look too busy with all your latest pictures in one place. Only include as much information as you really need to so people concentrate on the picture itself.

For young people, like yourselves, I'm sure you're always taking photos with your camera-phones or whatever, and probably put them on your favourite websites. These sites have really changed the nature of photography as a hobby, because rather than joining a club, you can read the comments from others, see what they like and why. I think that can help you achieve the right results.

413 words

PAUSE 00'05"

Rubric: Now listen again.

REPEAT

PAUSE 00'05"

Rubric: That is the end of part 2.

PAUSE 00'10"

Rubric: Now turn to part 3, questions 14 to 19.

Rubric: You will hear a recorded message about the Bristol Music Centre.

For each question, fill in the missing information in the numbered space.

You now have 20 seconds to look at part 3.

PAUSE 00'20"

Rubric: Now we are ready to start. Listen carefully. You will hear the recording twice.

[.....]

Thank you for calling the Bristol Music Centre. We're closed now, but please listen to the following general information about the Centre.

If you're into music, or you're interested in learning an instrument, then the Bristol Music Centre has something for you. We're offering a range of courses at the moment, from guitar lessons to one on how jazz developed last century, and look out for learning how a traditional orchestra works. More details on that one will be on their way soon.

We also provide training to prepare you for careers in the music industry. Cliff Branston, who's worked as a producer for many bands in the Bristol area is running a course on what it takes to become a top DJ, which Cliff also did for many years as well as being a drummer in a local band.

Lots of top bands from Bristol and the area played their first concert at the Centre. Your band can too – all it costs is 70 pounds for the evening apart from Saturday, when it's 85. And there's room for up to 100 guests.

And if you are in a band, you can come in and receive help and advice about practical issues, like booking concerts and so on, and there's also a studio you can rent to make recordings, although you will have to bring your own sound engineer.

Visit our website to view videos of concerts at the centre, read reviews, and much more. For specific enquiries, you can email our information manager, Jenny Wilky, on J Wilky at music centre dot com. That's J-W-I-L-K-Y at music centre dot com.

You can also telephone – to enquire about courses, call zero double 1 7, 4 9 zero, 3 double 2. Opening hours are 9 to 5 Monday to Friday.

PAUSE 00'05"

Rubric: Now listen again.

REPEAT

PAUSE 00'05"

Rubric: That is the end of part 3.

PAUSE 00'10"

Rubric: Now turn to part 4, questions 20 to 25.

Rubric: Look at the six sentences for this part.

You will hear a boy called Jim and his sister Liz talking about housework.

Decide if each sentence is correct or incorrect. If it is correct, choose the letter A for YES. If it is not correct, choose the letter B for NO.

You now have 20 seconds to look at the questions for part 4.

PAUSE 00'20"

Rubric: Now we are ready to start. Listen carefully. You will hear the recording twice.

M: Hey, Liz, I'm going to give Mum a hand cleaning the kitchen later.

F: I'm impressed, Jim – you never used to do much round the house.

M: Maybe, but we should all help out when we can. I've got time during the school holidays for things like that, so why not?

F: I think dad could do more.

M: Maybe he doesn't do much, but he gets home from work late, always exhausted, so the amount he does seems reasonable enough.

- F: But mum's always doing something. If she's not cleaning the bathroom, she's ironing!
- M: I know! She's at it every day.
- F: But we iron our school uniforms, and dad does his work clothes. I don't see the point of her doing sheets and towels as well.
- M: Well, if she didn't iron all the duvet covers and stuff, the house wouldn't look so tidy, would it?
- F: Mmm, I hope when we're older, there'll be a machine or robot for that!
- M: Like dishwashers, just switch it on and it's all done for you?
- F: Exactly, although with those, by the time you've filled it up, then opened it afterwards and put all the stuff away, you might as well just wash up the old way.
- M: What? Come on, I can't imagine you, standing at the sink washing up by hand for... hours and hours!
- F: Mmm, not as bad as cleaning the fridge though. That's not what I'd call fun.
- M: It's a good way to earn pocket money, but I can't stand doing it. It takes ages to get rid of the ice. Even if Mum and Dad look pleased afterwards.
- F: I suppose.
- M: Your bedroom's a bit of a mess isn't it?
- F: Well, yeah, but so's yours!
- M: True. But, I mean, I really like the rest of the house being tidy. My own room's different. I don't see a problem with having stuff all over the floor, I know where everything is. It feels like my space.

319 words

PAUSE 00'05"

Rubric: Now listen again.

REPEAT

PAUSE 00'05"

Rubric: That is the end of part 4.

PAUSE 00'10"

Rubric: You now have six minutes to check and copy your answers on to the answer sheet.

PAUSE 5'00"

[Ping]

Rubric: You have one more minute.

PAUSE 1'00"

[Ping]

Rubric: That is the end of the test.

SAMPLE PAPER 5

READING

PART 1

1	B
2	C
3	C
4	B
5	A

PART 4

21	D
22	A
23	B
24	C
25	B

PART 2

6	F
7	D
8	H
9	E
10	B

PART 5

26	C
27	D
28	D
29	B
30	A
31	C
32	B
33	B
34	C
35	A

PART 3

11	B
12	A
13	B
14	A
15	B
16	A
17	A
18	B
19	A
20	A

WRITING PART 1

Part 1 ACCEPT		
1	given	
2	you want	
3	were	
4	funniest/most amusing	
5	than (watch)	

Preliminary for Schools Sample Paper 5

Listening Answer Key

- 1) C
- 2) B
- 3) C
- 4) C
- 5) A
- 6) C
- 7) B
- 8) C
- 9) B
- 10) B
- 11) A
- 12) A
- 13) C
- 14) jazz
- 15) DJ
- 16) 85
- 17) studio
- 18) JWILKY
- 19) 0117490322
- 20) A
- 21) B
- 22) A
- 23) B
- 24) A
- 25) B